

Packing Small 1 Unit – Visual Work Tool

Packing Small Special-Order Boxes (SOB) ---- 1 Unit	
<p>Action:</p> <p>Collect supplies needed to pack small SOB box.</p>	<p>Picture:</p>
<p>Open Small SOB and remove Styrofoam lid and pull out the plastic liner.</p>	

Take 2 X-large block ice. Wrap each block ice in 2 chuxs. Start wrapping at one end and go to other end and tuck the flaps under the block ice.




Place one block ice on each end of the small SOB.

Note: try and keep the flaps toward the box.

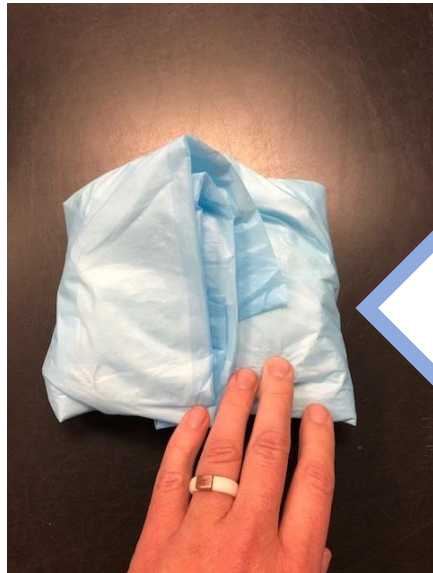


Locate 1 Red Blood Cell and wrap in 1 chux. Start wrapping at one end and go to other end and tuck the flaps under the red blood cell.





← Wrap end over end.




← Tuck ends under the red blood cell

Place wrapped red blood cell into the bottom of the small SOB.



Place the Styrofoam lid in position and close the plastic liner on top of the lid.



Close the small SOB lid, and seal the Velcro.

